



# NATO Phonetic Alphabet




A	Alpha	N	November
B	Bravo	O	Oscar
C	Charlie	P	Papa
D	Delta	Q	Quebec
E	Echo	R	Romeo
F	Foxtrot	S	Sierra
G	Golf	T	Tango
H	Hotel	U	Uniform
I	India	V	Victor
J	Juliect	W	Whiskey
K	Kilo	X	X-ray
L	Lima	Y	Yankee
M	Mike	Z	Zulu

# Word Chain Template


# Braille Alphabet

A	B	C	D	E	F	G	H	I	J
● ○ ○ ○ ○ ○	● ○ ● ○ ○ ○	● ● ○ ○ ○ ○	● ● ○ ● ○ ○	● ○ ○ ● ○ ○	● ● ● ○ ○ ○	● ● ● ● ○ ○	● ○ ● ● ○ ○	○ ● ● ○ ○ ○	○ ● ● ● ○ ○
K	L	M	N	O	P	Q	R	S	T
● ○ ○ ○ ● ○	● ○ ● ○ ● ○	● ● ○ ○ ● ○	● ● ○ ● ● ○	● ○ ○ ● ● ○	● ● ● ○ ● ○	● ● ● ● ● ○	● ○ ● ● ● ○	○ ● ● ○ ● ○	○ ● ● ● ● ○
U	V	W	X	Y	Z				
● ○ ○ ○ ● ●	● ○ ● ○ ● ●	○ ● ● ● ○ ●	● ● ○ ○ ● ●	● ● ○ ● ● ●	● ○ ○ ● ● ●				



# Morse Code Alphabet

A	• -	J	• - - -	S	• • •
B	- • • •	K	- • -	T	-
C	- • - •	L	• - • •	U	• • -
D	- • •	M	- -	V	• • • -
E	•	N	- •	W	• - -
F	• • - •	O	- - -	X	- • • -
G	- - •	P	• - - •	Y	- • - -
H	• • • •	Q	- - • -	Z	- - • •
I	• •	R	• - •		



# Syllable Cards






# 37 Common Phonograms

□ Vowels

■ Vowel-Consonants

■ Consonants

<b>A</b>	<b>a</b> ă-ā-ä	<b>ai</b> ā	<b>ay</b> ā	<b>au</b> ä	<b>aw</b> ä	<b>augh</b> ă-ăf	<b>er</b> er	<b>B</b>	<b>b</b> b	<b>bu</b> b	<b>C</b>	<b>c</b> k-s	<b>ch</b> ch-k-sh	<b>ci</b> sh			
<b>E</b>	<b>e</b> ě-ē	<b>ea</b> ē-ē-ā	<b>ee</b> ē	<b>ew</b> ö-ū	<b>eigh</b> ā-ī	<b>cei</b> sē	<b>ir</b> er	<b>ck</b> k	<b>D</b>	<b>d</b> d	<b>dge</b> j	<b>F</b>	<b>f</b> f	<b>G</b>	<b>g</b> g-j		
	<b>ei</b> ā-ē-ī	<b>ey</b> ā-ē	<b>I</b>	<b>i</b> ī-ī-ē-y	<b>ie</b> ē	<b>igh</b> ī	<b>ed</b> ĕd-d-t	<b>ur</b> er	<b>gn</b> n	<b>gu</b> g-gw	<b>H</b>	<b>h</b> h	<b>J</b>	<b>j</b> j	<b>K</b>	<b>k</b> k	
<b>O</b>	<b>o</b> ö-ō-ō	<b>oa</b> ō	<b>oe</b> ō-ō	<b>oi</b> oi	<b>oy</b> oi	<b>ough</b> ö-ō-ō-ow- űf-ōf	<b>ear</b> er	<b>kn</b> n	<b>L</b>	<b>l</b> l	<b>M</b>	<b>m</b> m	<b>N</b>	<b>n</b> n	<b>ng</b> ng		
	<b>oo</b> ö-ū-ō	<b>ou</b> ow-ō-ō- ū-ū	<b>ow</b> ow-ō	<b>U</b>	<b>u</b> ű-ū-ū-ō-	<b>ui</b> ö	<b>es</b> ĕz-z	<b>ar</b> är	<b>P</b>	<b>p</b> p	<b>ph</b> f	<b>Qu</b>	<b>qu</b> kw	<b>R</b>	<b>r</b> r	<b>S</b>	<b>s</b> s-z
	<b>or</b> ör	<b>sh</b> sh	<b>si</b> sh-zh	<b>T</b>	<b>t</b> t	<b>tch</b> ch	<b>th</b> th-TH		<b>wor</b> wer	<b>ti</b> sh	<b>V</b>	<b>v</b> v	<b>W</b>	<b>w</b> w	<b>wh</b> wh	<b>wr</b> r	
				<b>X</b>	<b>Y</b>	<b>Z</b>			<b>x</b> ks-z	<b>y</b> y-ī-ī-ē	<b>z</b> z						



# Ten Common Spelling Rules



<p>1. 'ie' or 'ei'</p> <ul style="list-style-type: none"> <li>• Write 'i' before 'e', except after 'c'.</li> <li>• Write 'ie' after 'c' for words with a 'shen' sound.</li> <li>• Write 'ei' when the vowels sound like an <i>a</i> as in 'weigh'.</li> </ul>
<p>2. -s or -es</p> <ul style="list-style-type: none"> <li>• Add -es if a word ends in 'ch', 'sh', 's', 'ss', 'x' or 'z'.</li> <li>• Add -es for most words ending in 'o'.</li> </ul>
<p>3. 'y' to 'i' or not</p> <ul style="list-style-type: none"> <li>• For words ending in 'y' preceded by a vowel, retain the 'y' when adding -s or a suffix.</li> <li>• For words ending in 'y', retain the y when adding <i>-ing</i>.</li> <li>• For words ending in 'y', preceded by a consonant, change the 'y' to 'i' before adding any other suffix.</li> </ul>
<p>4. Drop the final 'e'</p> <ul style="list-style-type: none"> <li>• when the suffix starts with a vowel.</li> <li>• when the word ends in 'dge'.</li> <li>• when adding <i>-ing</i>.</li> </ul>
<p>5. 't' or 'tt' when adding <i>-ing</i>, <i>-ed</i> and some suffixes to verbs</p> <ul style="list-style-type: none"> <li>• Double the 't' for verbs of one syllable with a single vowel, or a short vowel sound.</li> <li>• Double the 't' for verbs of more than one syllable when the stress is on the last syllable.</li> </ul>
<p>6. 'r' or 'rr' when adding <i>-ing</i>, <i>-ed</i> and some suffixes to verbs</p> <ul style="list-style-type: none"> <li>• Double the 'r' for verbs of one syllable when the final 'r' is preceded by a single vowel.</li> <li>• Double the 'r' for words of more than one syllable when the stress does not fall on the first syllable.</li> </ul>
<p>7. 'l' or 'll' when adding <i>-ing</i>, <i>-ed</i> and some suffixes to verbs</p> <ul style="list-style-type: none"> <li>• Double the 'l' when the verb is preceded by a single vowel.</li> </ul>
<p>8. Dropping letters</p> <ul style="list-style-type: none"> <li>• Many words drop a letter when adding a suffix, but it is not always the final letter.</li> </ul>
<p>9. Words ending in the noun form</p> <ul style="list-style-type: none"> <li>• 'ant' is changed to 'ance' (e.g. distant/distance, elegant/elegance)</li> <li>• 'ent' is changed to 'ence' (e.g. present/presence, silent/silence)</li> </ul>
<p>10. Silent letters</p> <ul style="list-style-type: none"> <li>• Some words include letters which are not pronounced when the word is spoken.</li> </ul>



# Classification Chart

Criteria	Spelling Words
Silent letters	<hr/> <hr/> <hr/> <hr/>
Double letters	<hr/> <hr/> <hr/> <hr/>
Long vowel sounds	<hr/> <hr/> <hr/> <hr/>
Short vowel sounds	<hr/> <hr/> <hr/> <hr/>
Groups of three consonants	<hr/> <hr/> <hr/> <hr/>
Other	<hr/> <hr/> <hr/> <hr/>
Other	<hr/> <hr/> <hr/> <hr/>

# List of Common English Affixes

## Prefixes

*re-, dis-, un-, mis-, over-, pre-, co-, sub-, under-, de-, anti-, en-, em-, fore-, in-, im-, inter-, mid-, semi-, super-, trans-*

## Suffixes

*-ise, -en, -(i)fy, -ate, -able, -ible, -ed, -er, -est, -ful, -ic, -(i)ty, -less, -ment, -ness*




# International Phonetic Alphabet


p	t	k	f	s	θ	ʃ	tʃ
<u>p</u> en	<u>t</u> alk	<u>c</u> an	<u>f</u> ive	<u>s</u> ix	<u>th</u> anks	<u>sh</u> e	te <u>ach</u> er
b	d	g	v	z	ð	ʒ	dʒ
<u>b</u> ed	<u>d</u> oes	<u>g</u> et	<u>v</u> ery	<u>z</u> ero	<u>th</u> is	tele <u>vis</u> ion	<u>j</u> acket
h	l	r	w	m	n	ŋ	j
<u>h</u> at	<u>l</u> eg	<u>r</u> ead	<u>w</u> et	<u>m</u> other	<u>n</u> urse	<u>sing</u>	<u>y</u> es
ɪ	i	u	ʊ	eɪ	ɪə	əʊ	
h <u>i</u> t	bee <u>n</u>	foo <u>d</u>	foo <u>t</u>	pa <u>ge</u>	he <u>re</u>	know	
ə	ɜ	ɔ	ɒ	aɪ	eə	aʊ	
<u>a</u> go	<u>fi</u> rst	<u>bo</u> ught	<u>g</u> ot	<u>fi</u> ve	<u>the</u> re	<u>hou</u> se	
e	æ	a	ʌ	ɔɪ	ʊə		
<u>p</u> en	<u>ca</u> t	<u>ca</u> r	<u>bu</u> t	<u>vo</u> ice	<u>po</u> or		



# Puff Paint Recipe

**You will need (for each colour you wish to make):**

- 1 tbs self-raising flour
- water
- paintbrush
- bowl
- piece of paper
- 1 tbs salt
- food colouring
- microwave oven
- wooden spoon



## **Method:**

1. Mix the flour and salt in a bowl.
2. Add a tiny amount of water and mix until you get a smooth paste.
3. Mix in a few drops of food colouring.
4. Dip a paintbrush into your mixture, then write your spelling words on a piece of paper.
5. When you have finished, ask an adult to help you put your piece of paper in the microwave for about 30 seconds, or until your words puff up.